

SERVICE PROCEDURE

OIL LEVEL

To check the PTT oil level:

1. Raised the engine to a full-tilt position.
2. Lower the manual tilt lock lever ①.
3. Remove the oil filler plug ②.
4. If oil can be seen at filler plug level, the unit is full.
5. If oil level is low, refill with the recommended oil.


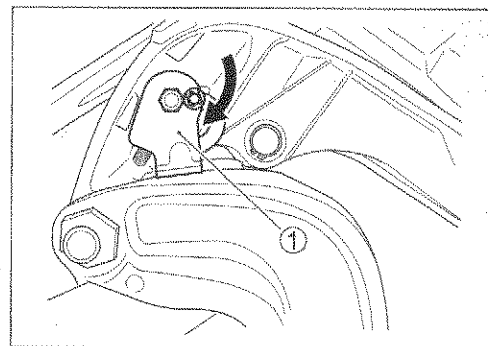
Recommended oil:

Dexron III automatic transmission fluid or equivalent

CAUTION


To ensure consistent pump operation, do not mix different types of oil.

6. Reinstall oil filler plug.



AIR BLEEDING

1. Check that the manual release valve is tightened to the specified torque.


 **Manual release valve: 3.6 N-m (0.36 kg-m, 2.6 lb-ft)**

CAUTION

Do not over-tighten manual release valve.

Counterclockwise = Open
Clockwise = Close

2. Operate the PTT switch, raising and lowering the motor up and down (full tilt position to full trim down position) 4 to 5 times.
3. Check oil level, topping off if necessary.
4. Reinstall oil filler plug.



A Manual release valve

