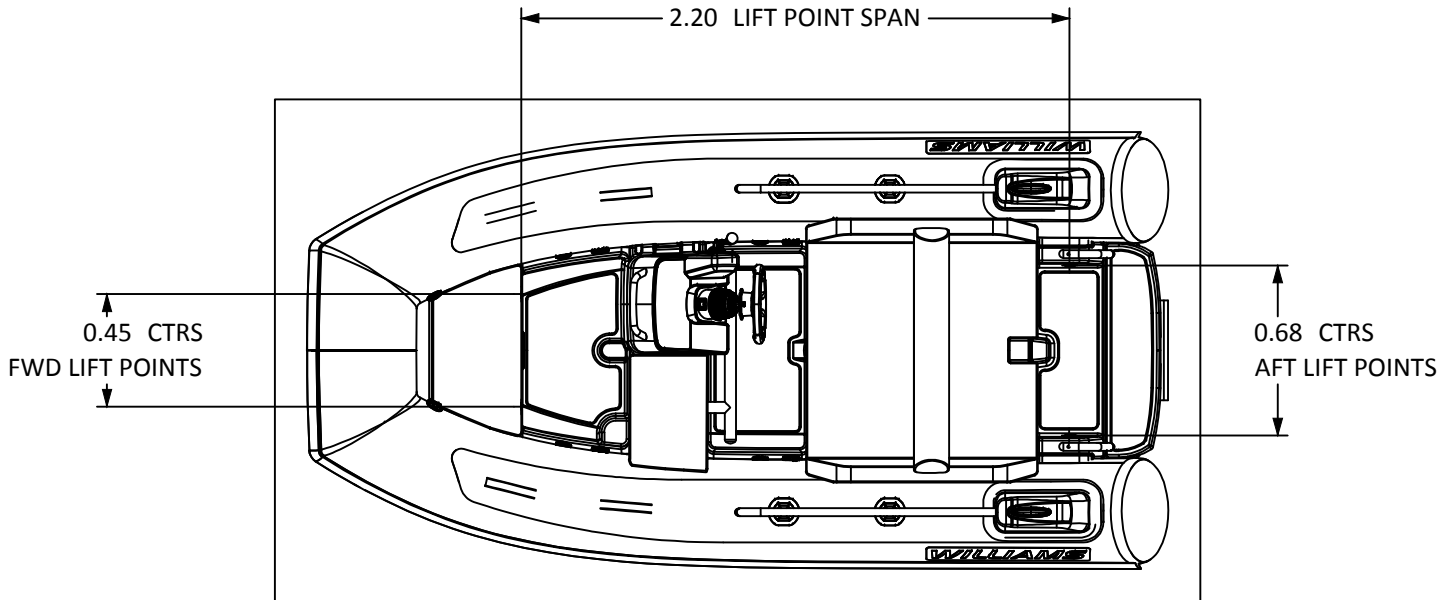
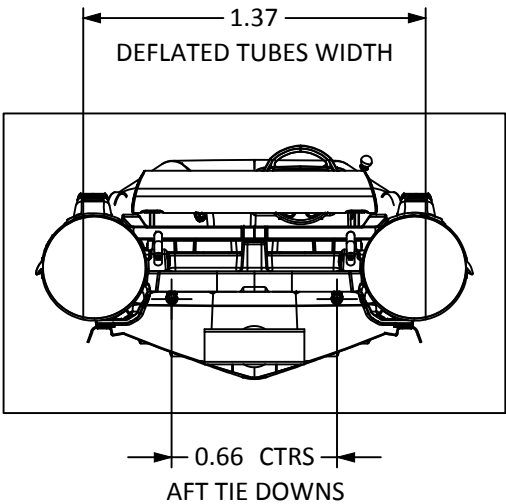
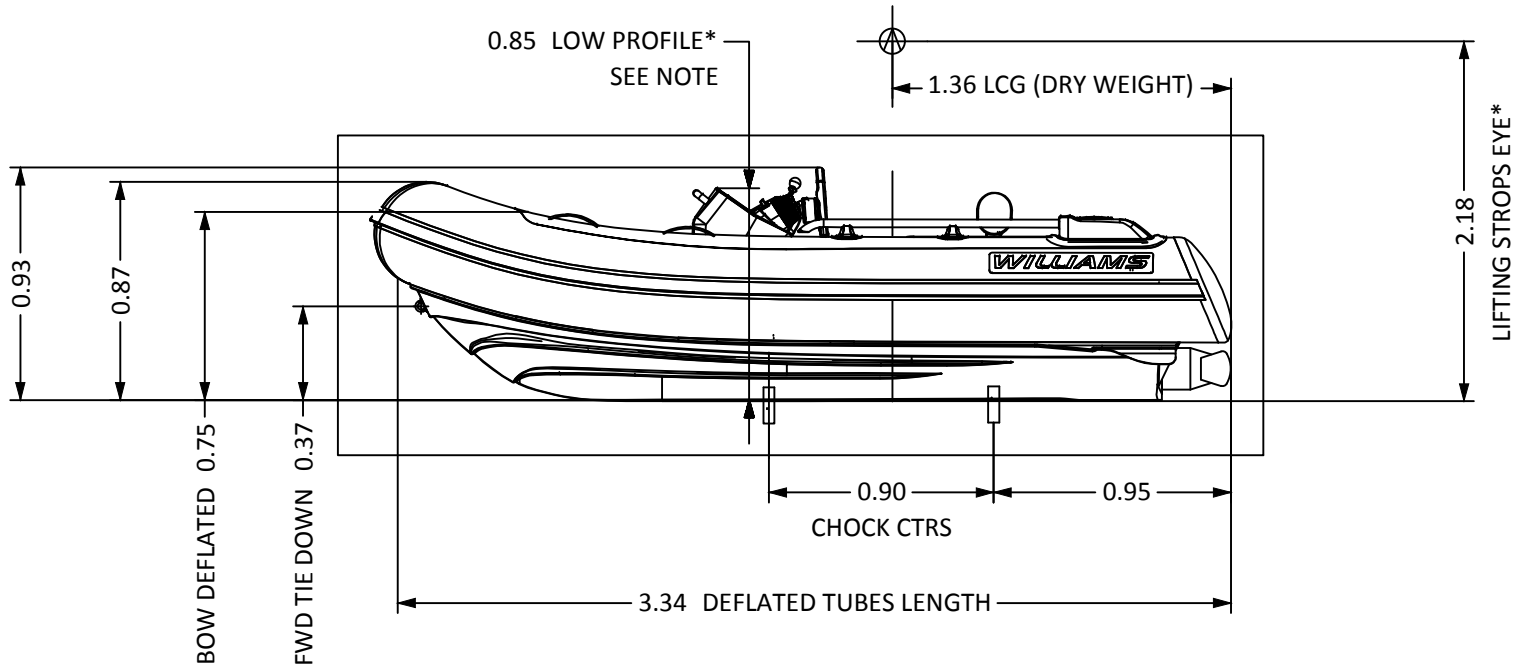


SPORTJET  
345

|                       |               |
|-----------------------|---------------|
| LENGTH O.A.           | 3.45m (±1%)   |
| BEAM O.A.             | 1.75m (±1%)   |
| DRAFT (FULLY LOADED)  | 0.33m         |
| ENGINE                | ROTAX 900 ACE |
| POWER                 | 90hp ≅ 67kW   |
| DRY WEIGHT            | 340Kg         |
| SEATING CAPACITY      | 5             |
| FUEL                  | PETROL        |
| FUEL CAPACITY         | 50L           |
| MAX. SPEED            | 46mph ≅ 74kph |
| No. TUBE COMPARTMENTS | 5             |
| CE DESIGN CATEGORY    | C             |



- NOTES:
1. LENGTH / BEAM TOLERANCE DUE TO VARIATION IN TUBE PRESSURE.
  2. AVERAGE DRY WEIGHT STATED; ACTUAL WEIGHT DEPENDENT ON OPTIONS FITTED.
  3. LOW PROFILE SPEC:
    - DEFLATE TUBES
    - REMOVE STEERING WHEEL (QUICK RELEASE OPTION REQUIRED).
  4. CHOCK DRAWING: WPT-99-0092.  
CHOCK PROFILES: RD1014



\* OPTIONAL ACCESSORY

|      |          |                        |       |       |
|------|----------|------------------------|-------|-------|
| 2    | 30/08/17 | PRODUCTION RELEASE     | GT    | DBS   |
| 1    | 02/07/17 | PRE-PRODUCTION RELEASE | GT    | OT    |
| REV. | DATE     | DETAILS                | DRAWN | APPVD |

NOT FOR PUBLICATION - THIS DRAWING IS THE PROPERTY OF WILLIAMS PERFORMANCE TENDERS LTD. AND IS ISSUED ON CONDITION THAT IT IS NOT TO BE REPRODUCED OR DISCLOSED EITHER WHOLLY OR IN PART TO ANY THIRD PARTY WITHOUT THE WRITTEN PERMISSION OF WILLIAMS PERFORMANCE TENDERS LTD.

GENERAL TOL.  
0  
±0.50  
0.0  
±0.38"  
0.00  
±0.10

|   |     |      |            |
|---|-----|------|------------|
| DRAWN                                   | GT  | DATE | 02/03/2017 |
| APPVD                                   | DBS | DATE | 02/03/2017 |
| PROJECT:                                | 85A |      |            |
| INSPECTION LEVEL:                       | -   |      |            |
| MATERIAL & FINISH                       | -   |      |            |
| REMOVE ALL BURRS & BREAK SHARP EDGES    | -   |      |            |
| GENERALLY TO UNLESS OTHERWISE SPECIFIED | -   |      |            |
| DIMENSIONS IN MM UNLESS STATED          | -   |      |            |

**WILLIAMS**

SPORTJET 345 (2018MY)

PART NO. WPT-000345SJ-2018MY-Datasheet -dwg.1 A2

SCALE 1:20 SHEET 1 OF 1