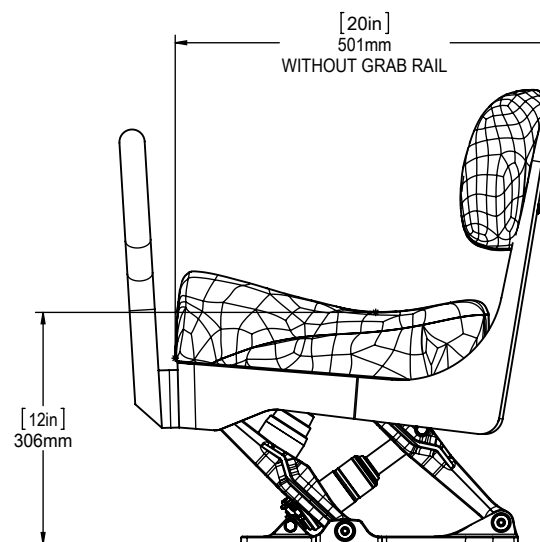
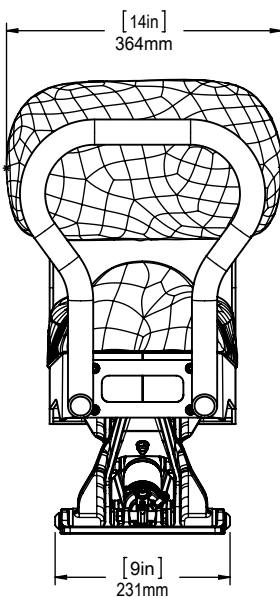
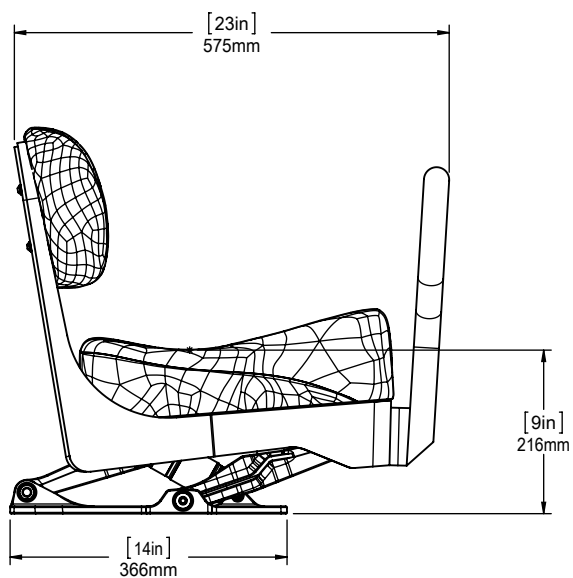


WEIGHT : 14.6kg [32.25lb]



SHOCKWAVE

FOR MORE INFORMATION
CALL US AT 250-656-6165
OR VISIT US ONLINE AT
WWW.SHOCKWAVESEATS.COM

PROPRIETARY AND CONFIDENTIAL

NOTICE: THIS DRAWING MAY REVEAL DESIGNS OR INFORMATION
PROPRIETARY TO PROFESSIONAL COMPONENTS LTD. BY
ACCEPTANCE OF REPRODUCTIONS, RECIPIENTS AGREE
TO PROTECT PROFESSIONAL COMPONENTS LTD. RIGHTS
AND ARE WARNED AGAINST USE OF THE DOCUMENT FOR
ANY PURPOSE OTHER THAN THAT FOR WHICH IT WAS ISSUED.

S5- JOCKEY

SCALE:1:10

SHEET 1 OF 1

REV: